

# Prices for Securities Traded as of 14/02/2020

Printed 14/02/2020 14:38:43.043

## PRICES FOR EQUITY SECURITIES TRADED ON 14/02/2020

S/N	COMPANY	PCLOSE	OOPEN	OPEN	HIGH	LOW	%SPREAD	OCLOSE	CLOSE	CHANGE	%CHANGI	TRADES	VOLUME	VALUE
1	ABCTRANS	0.34	-	0.34	-	-	-	-	0.34	-	-	1	48,050	14,895.50
2	ACADEMY	0.37	-	0.37	-	-	-	-	0.37	-	-	3	180,000	61,200.00
3	ACCESS	9.80	-	9.80	9.75	9.70	0.51	-	9.70	-0.10	-1.02	99	2,512,981	24,443,830.85
4	AFRIPRUD	4.68	-	4.68	-	-	-	-	4.68	-	-	94	2,644,717	12,711,876.29
5	AIICO	0.80	-	0.80	-	-	-	-	0.80	-	-	12	111,350	89,197.74
6	AIRTEAFRI	298.90	-	298.90	-	-	-	-	298.90	-	-	1	2	610.20
7	BERGER	6.75	-	6.75	-	-	-	-	6.75	-	-	5	123,942	917,170.80
8	BETAGLAS	70.00	-	70.00	-	-	-	-	70.00	-	-	5	3,928	247,700.55
9	BOCGAS	4.50	-	4.50	-	-	-	-	4.50	-	-	3	66,986	271,301.30
10	BUACEMENT	35.80	-	35.80	35.80	33.40	6.70	-	35.80	-	-0.14	64	1,798,700	61,053,597.50
11	CADBURY	9.10	-	9.10	-	-	-	-	9.10	-	-	16	70,203	652,769.65
12	CAP	24.60	-	24.60	-	-	-	-	24.60	-	-	8	73,202	1,792,856.65
13	CAPHOTEL	2.75	-	2.75	-	-	-	-	2.75	-	-	1	500	1,400.00
14	CAVERTON	2.50	-	2.50	2.74	2.74	-	-	2.74	0.24	9.60	23	720,900	1,906,502.50
15	CHAMPION	0.97	-	0.97	-	-	-	-	0.97	-	-	15	131,555	115,848.40
16	CHAMS	0.31	-	0.31	0.29	0.28	3.45	-	0.28	-0.03	-9.68	8	647,862	183,661.36
17	CHIPLC	0.35	-	0.35	-	-	-	-	0.35	-	-	4	55,504	18,526.40
18	CILEASING	5.40	-	5.40	-	-	-	-	5.40	-	-	4	5,501	29,835.40
19	CONOIL	18.00	-	18.00	-	-	-	-	18.00	-	-	16	138,532	2,523,845.00
20	CORNERST	0.54	-	0.54	-	-	-	-	0.54	-	-	3	86,555	49,356.35
21	COURTVILLE	0.22	-	0.22	0.22	0.22	-	-	0.22	-	-	6	3,287,450	723,043.00
22	CUSTODIAN	6.00	-	6.00	-	-	-	-	6.00	-	-	4	9,015	54,994.50
23	CUTIX	1.36	-	1.36	-	-	-	-	1.36	-	-	7	47,773	69,688.22
24	DANGCEM	170.00	-	170.00	-	-	-	-	170.00	-	-	67	120,678	19,878,481.40
25	DANGSUGAR	12.85	-	12.85	-	-	-	-	12.85	-	-	66	240,478	3,045,067.80


















































Prices for Securities Traded as of 14/02/2020

Printed 14/02/2020 14:38:43.043

S/N	COMPANY	PCLOSE	OOPEN	OPEN	HIGH	LOW	%SPREAD	OCLOSE	CLOSE	CHANGE	%CHANGI	TRADES	VOLUME	VALUE
26	ETERNA	2.10	-	2.10	-	-	-	-	2.10	-	-	18	120,534	252,483.80
27	ETI	7.00	-	7.00	-	-	-	-	7.00	-	-	42	468,529	3,114,525.15
28	FBNH	6.00	-	6.00	6.00	5.90	1.67	-	5.95	-0.05	-0.83	280	7,598,518	45,056,191.60
29	FCMB	1.86	-	1.86	1.87	1.86	0.53	-	1.87	0.01	0.54	30	2,337,746	4,365,759.85
30	FIDELITYBK	2.18	-	2.18	2.16	2.14	0.93	-	2.14	-0.04	-1.83	34	1,812,061	3,907,625.28
31	FIDSON	2.55	-	2.55	-	-	-	-	2.55	-	-	14	215,108	516,875.25
32	FLOURMILL	23.00	-	23.00	-	-	-	-	23.00	-	-	42	163,607	3,581,545.90
33	FO	18.55	-	18.55	-	-	-	-	18.55	-	-	46	62,087	1,038,431.15
34	FTNCOCOA	0.20	-	0.20	-	-	-	-	0.20	-	-	1	400	80.00
35	GLAXOSMITH	5.00	-	5.00	-	-	-	-	5.00	-	-	11	35,145	172,754.00
36	GUARANTY	30.85	-	30.85	30.00	29.90	0.33	-	29.90	-0.95	-3.08	133	1,784,973	53,435,376.40
37	GUINNESS	28.00	-	28.00	25.25	25.20	0.20	-	25.20	-2.80	-10.00	45	662,707	16,792,718.10
38	HONYFLOUR	1.07	-	1.07	-	-	-	-	1.07	-	-	4	49,880	51,669.80
39	IKEJAHOTEL	1.10	-	1.10	-	-	-	-	1.10	-	-	3	117,600	129,360.00
40	INTBREW	7.75	-	7.75	-	-	-	-	7.75	-	-	17	23,394	180,326.70
41	JAIZBANK	0.63	-	0.63	0.64	0.64	-	-	0.64	0.01	1.59	11	1,173,400	751,694.45
42	JAPAUOIL	0.22	-	0.22	0.21	0.20	4.76	-	0.20	-0.02	-9.09	30	2,688,113	556,776.27
43	JBERGER	22.50	-	22.50	-	-	-	-	22.50	-	-	43	904,638	20,170,746.10
44	JOHNHOLT	0.56	-	0.56	-	-	-	-	0.56	-	-	1	602	307.02
45	JULI	1.51	-	1.51	-	-	-	-	1.51	-	-	1	845	1,149.20
46	LASACO	0.24	-	0.24	0.26	0.25	3.85	0.26	0.26	0.02	8.33	7	1,286,000	333,360.00
47	LAWUNION	1.10	-	1.10	1.15	0.99	13.91	-	1.15	0.05	4.55	12	1,360,000	1,429,501.10
48	LEARNAFRCA	1.24	-	1.24	-	-	-	-	1.24	-	-	8	133,025	163,257.48
49	LINKASSURE	0.50	-	0.50	0.46	0.45	2.17	-	0.46	-0.04	-8.00	18	677,000	311,962.75
50	LIVESTOCK	0.65	-	0.65	0.70	0.65	7.14	0.70	0.70	0.05	7.69	21	1,145,953	781,446.95

Prices for Securities Traded as of 14/02/2020

Printed 14/02/2020 14:38:43.043

S/N	COMPANY	PCLOSE	OOPEN	OPEN	HIGH	LOW	%SPREAD	OCLOSE	CLOSE	CHANGE	%CHANGI	TRADES	VOLUME	VALUE
51	MANSARD	2.00	-	2.00	-	-	-	-	2.00	 - 	-	5	135,858	270,916.42
52	MAYBAKER	2.02	-	2.02	-	-	-	-	2.02	 - 	-	9	61,968	118,836.24
53	MBENEFIT	0.20	-	0.20	-	-	-	-	0.20	 - 	-	2	27,172	5,434.40
54	MCNICHOLS	0.46	-	0.46	-	-	-	-	0.46	 - 	-	3	110,000	50,800.00
55	MEDVIEWAIR	1.62	-	1.62	-	-	-	-	1.62	 - 	-	1	250	400.00
56	MOBIL	133.20	-	133.20	-	-	-	-	133.20	 - 	-	17	20,611	2,650,182.60
57	MORISON	0.50	-	0.50	-	-	-	-	0.50	 - 	-	1	48,662	21,897.90
58	MRS	13.80	-	13.80	-	-	-	-	13.80	 - 	-	4	34,392	428,180.40
59	MTNN	116.00	-	116.00	-	-	-	-	116.00	 - 	-	58	331,373	38,511,234.20
60	MULTIVERSE	0.20	-	0.20	-	-	-	-	0.20	 - 	-	1	200	40.00
61	NAHCO	2.78	-	2.78	-	-	-	-	2.78	 - 	-	22	498,025	1,362,142.27
62	NASCON	13.00	-	13.00	-	-	-	-	13.00	 - 	-	17	250,236	3,019,740.60
63	NB	51.50	-	51.50	-	-	-	-	51.50	 - 	-	73	349,880	16,277,101.50
64	NEIMETH	0.50	-	0.50	0.45	0.45	-	-	0.45	 -0.05 	-10.00	13	626,598	288,196.23
65	NEM	2.04	-	2.04	-	-	-	-	2.04	 - 	-	3	17,421	35,538.84
66	NESTLE	1,242.00	-	1,242.00	-	-	-	-	1,242.00	 - 	-	28	14,214	17,040,165.00
67	NOTORE	62.50	-	62.50	-	-	-	-	62.50	 - 	-	2	35	1,968.75
68	NPFMCRFBK	1.23	-	1.23	1.11	1.11	-	-	1.11	 -0.12 	-9.76	10	500,000	555,676.37
69	OANDO	3.50	-	3.50	3.45	3.45	-	-	3.45	 -0.05 	-1.43	52	806,391	2,785,231.44
70	OKOMUOIL	68.00	-	68.00	-	-	-	-	68.00	 - 	-	2	167	10,330.60
71	PRESCO	49.85	-	49.85	-	-	-	-	49.85	 - 	-	2	1,363	61,198.70
72	PRESTIGE	0.59	-	0.59	-	-	-	-	0.59	 - 	-	1	1,000	540.00
73	PZ	5.00	-	5.00	5.00	4.95	1.00	-	5.00	 - 	-1.00	39	2,291,197	11,347,039.80
74	REDSTAREX	4.45	-	4.45	-	-	-	-	4.45	 - 	-	6	60,000	240,680.00
75	REGALINS	0.20	-	0.20	-	-	-	-	0.20	 - 	-	2	15,000	3,000.00

Prices for Securities Traded as of 14/02/2020

Printed 14/02/2020 14:38:43.043

S/N	COMPANY	PCLOSE	OOPEN	OPEN	HIGH	LOW	%SPREAD	OCLOSE	CLOSE	CHANGE	%CHANGI	TRADES	VOLUME	VALUE
76	ROYALEX	0.23	-	0.23	-	-	-	-	0.23	-	-	4	145,991	31,098.11
77	SEPLAT	605.00	-	605.00	-	-	-	-	605.00	-	-	7	2,234	1,216,413.00
78	SKYAVN	3.02	-	3.02	2.87	2.87	-	-	2.87	-0.15	-4.97	1	460,000	1,320,200.00
79	STANBIC	38.00	-	38.00	-	-	-	-	38.00	-	-	12	48,271	1,929,552.50
80	STERLN BANK	1.56	-	1.56	1.56	1.56	-	-	1.56	-	-	36	1,804,305	2,796,788.95
81	TOTAL	107.00	-	107.00	-	-	-	-	107.00	-	-	25	193,694	20,746,641.60
82	TRANSCORP	0.97	-	0.97	0.96	0.93	3.13	-	0.93	-0.04	-4.12	45	2,089,760	1,960,970.20
83	TRANSEXPR	0.89	-	0.89	0.90	0.81	10.00	0.90	0.90	0.01	1.12	5	450,012	382,509.72
84	UACN	9.35	-	9.35	10.00	9.00	10.00	-	9.00	-0.35	-3.74	121	21,238,615	208,459,815.55
85	UAC-PROP	0.90	-	0.90	-	-	-	-	0.90	-	-	4	27,500	24,325.00
86	UBA	7.80	-	7.80	7.85	7.70	1.91	7.70	7.70	-0.10	-1.28	188	13,866,163	108,044,543.20
87	UBN	7.05	-	7.05	-	-	-	-	7.05	-	-	50	683,133	4,848,812.50
88	UCAP	2.86	-	2.86	3.01	2.65	11.96	-	2.94	0.08	2.80	216	20,545,114	60,307,827.38
89	UNILEVER	15.00	-	15.00	-	-	-	-	15.00	-	-	28	145,240	2,185,492.30
90	UNITYBNK	0.57	-	0.57	-	-	-	-	0.57	-	-	6	12,469	7,023.11
91	UPDCREIT	3.45	-	3.45	3.45	3.45	-	-	3.45	-	-	9	394,552	1,361,204.40
92	UPL	1.20	-	1.20	1.25	1.25	-	-	1.25	0.05	4.17	9	678,440	843,757.50
93	VITAFOAM	4.79	-	4.79	-	-	-	-	4.79	-	-	13	50,947	231,908.85
94	WAPCO	15.60	-	15.60	16.00	15.50	3.13	-	15.50	-0.10	-0.64	130	3,216,125	50,100,116.25
95	WAPIC	0.36	-	0.36	0.33	0.33	-	-	0.33	-0.03	-8.33	19	388,232	129,435.73
96	WEMABANK	0.67	-	0.67	0.65	0.65	-	-	0.65	-0.02	-2.99	12	321,091	212,523.40
97	ZENITHBANK	19.90	-	19.90	19.95	19.65	1.50	19.65	19.65	-0.25	-1.26	469	21,712,171	429,523,991.65
<b>Total</b>												<b>3,189</b>	<b>132,624,301</b>	<b>1,279,704,604.82</b>

Prices for Securities Traded as of 14/02/2020

Printed 14/02/2020 14:38:43.043

PRICES FOR ETF SECURITIES TRADED ON 14/02/2020

S/N	COMPANY	PCLOSE	OPEN	HIGH	LOW	%SPREAD	CLOSE	CHANGE	%CHANG	TRADES	VOLUME	VALUE
1	VETBANK	3.72	3.72	3.68	3.68	- 3.68	-0.04	↓	-1.08	1	10	36.80
2	VETGRIF30	13.45	13.45	13.24	13.24	- 13.24	-0.21	↓	-1.56	1	10	132.40
3	VETINDEF	12.67	12.67	11.90	11.90	- 11.90	-0.77	↓	-6.08	1	10	119.00
4	VSPBONDEF	211.81	211.81	213.30	213.30	- 213.30	1.49	↑	0.70	1	10	2,133.00
<b>Total</b>										<b>4</b>	<b>40</b>	<b>2,421.20</b>

Prices for Securities Traded as of 14/02/2020

Printed 14/02/2020 14:38:43.043

PRICES FOR BOND SECURITIES TRADED ON 14/02/2020

S/N	COMPANY	PCLOSE	OPEN	HIGH	LOW	%SPREAD	CLOSE	CHANGE	%CHANGE	TRADES	VOLUME	VALUE
1	FG112024S1	118.95	118.95	116.55	116.55	-	116.55	-2.40 ↓	-2.02	1	242	282,051.00
2	FG142027S1	128.75	128.75	128.55	128.55	-	128.55	-0.20 ↓	-0.16	1	218	280,239.00
3	FGS202127	100.00	100.00	100.00	100.00	-	100.00	- →	-	1	300	300,000.00
4	FGS202263	100.00	100.00	100.00	100.00	-	100.00	- →	-	1	355	355,000.36
5	FGSUK2024S1	107.00	107.00	115.42	115.42	-	115.42	8.42 ↑	7.87	1	20	23,083.24
6	FGSUK2025S2	112.00	112.00	120.00	120.00	-	120.00	8.00 ↑	7.14	1	10,000	12,000,000.00
<b>Total</b>										<b>6</b>	<b>11,135</b>	<b>13,240,373.60</b>